

Recap

- ✓ 1. Quiet Time with God
- ✓ 2. Personal Prayer Time
- ✓ 3. Chai Time
- ✓ 4. Family Prayer Time
- ✓ 5. Family Time
- ✓ 6. Special Time with a Child



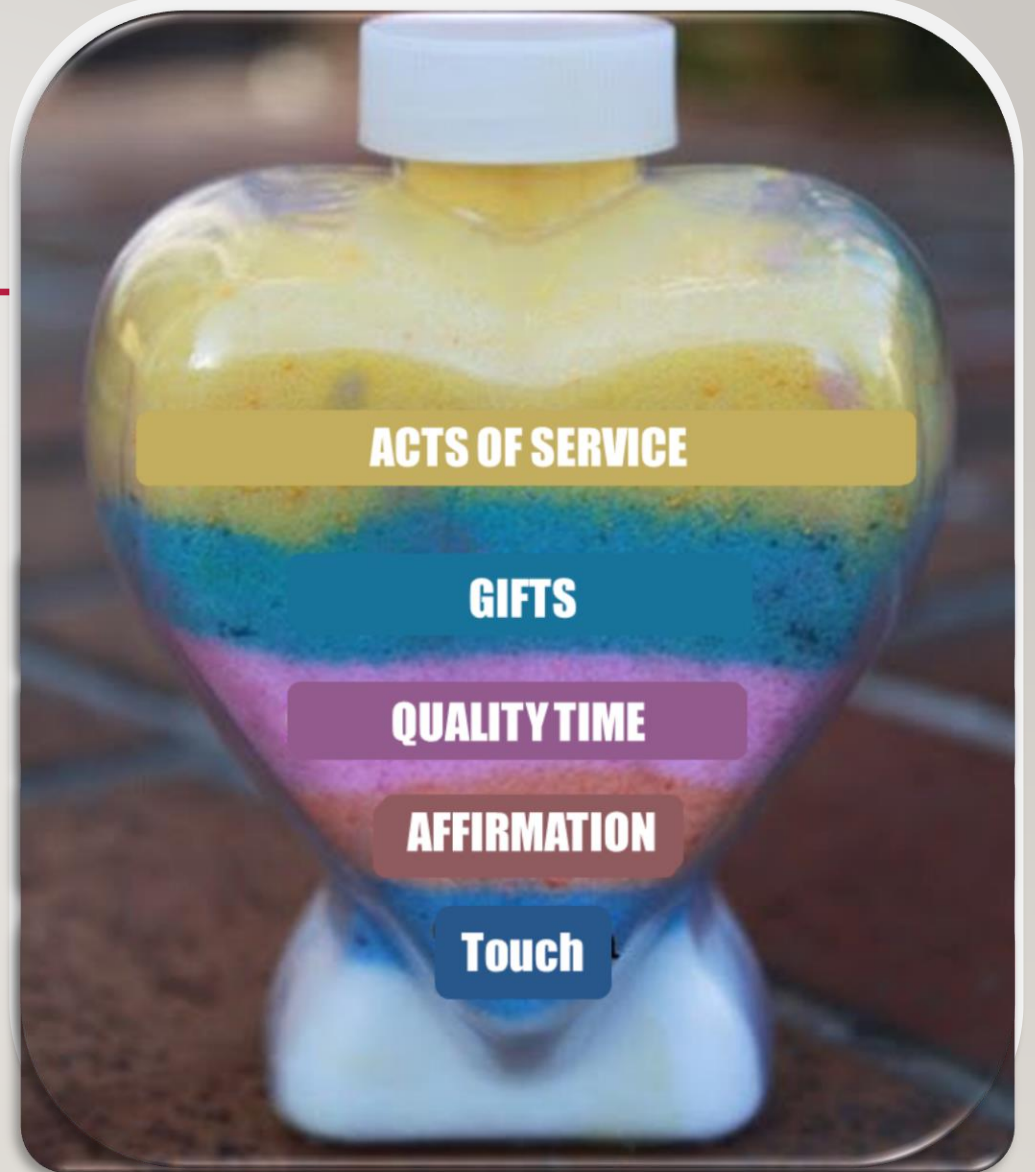
Siblings Without Rivalry

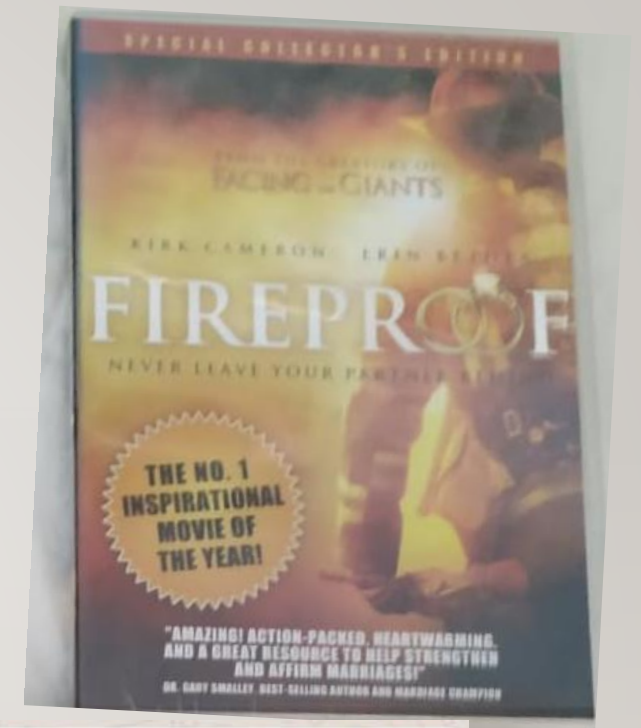
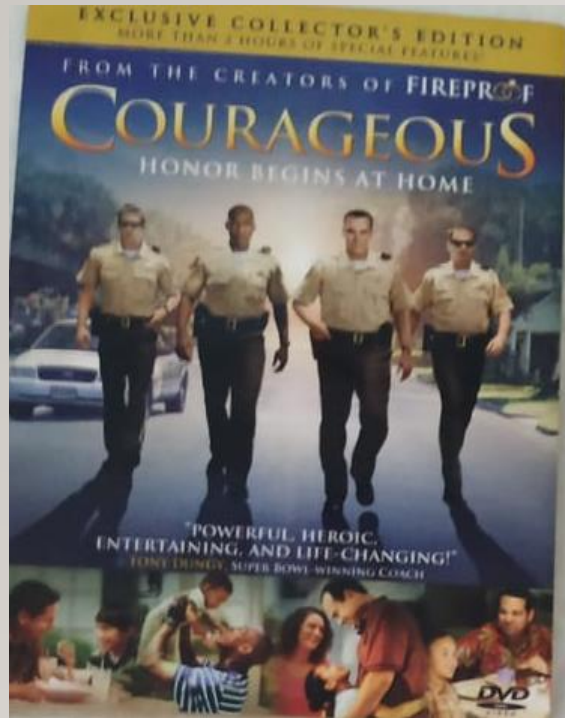
- ✓ Acknowledge The Feelings Of The Children
- ✓ Perils Of Comparisons
- ✓ Children Must Not Be Treated Equally But Rather As Unique Individuals
- ✓ Do Not Box The Child Into Specific Roles
- ✓ When one child is deemed as problematic
- ✓ When Children Are In Conflict



Five Love Languages

- ✓ Physical Touch
- ✓ Word of Affirmation
- ✓ Quality Time
- ✓ Gifts
- ✓ Acts of Service





குழந்தைகள் சொல்பேச்சு கேட்க வேண்டுமா? | Parenting Tips | Aarti C Rajaratnam
www.youtube.com

<https://youtu.be/M33gXpMiSdw>

Disciplining Your Children

with aunty Gnanam Rajasingh

“And, ye fathers, provoke not
your children to wrath:
but bring them up in the nurture
and admonition of the Lord.”

Ephesians 6:4



“Fathers,
provoke not your children to anger,
lest they be discouraged.”

Colossians 3:21



“Correct thy son,
and he shall give thee rest;
yea, he shall give delight
unto thy soul..”

Proverbs 29:17



Why We Need Discipline



Why We Need Discipline

- ✓ Every child needs boundaries



Why We Need Discipline

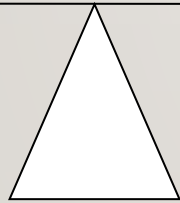
- ✓ It is the sign of our love for them



Why We Need Discipline

The two ingredients of discipline are

- i) Love ii) Control



(in proper balance)



Why We Need Discipline

- ✓ Lack of love leads to emotional problem.



Why We Need Discipline

- ✓ Lack of control leads to behavioural problem.



At what age should discipline?



At what age should discipline?

- ✓ No physical punishment for a child younger than 1 1/2 years.



At what age should discipline?

- ✓ Needs to be held, loved and calmed by a soothing human voice.



At what age should discipline?

✓ It should begin on “Day one”



How to discipline at the age of zero and above.

1. The best approach to the discipline of one-year old child.



I. Best approach to discipline 1yr child.

- ✓ Many children will begin gently to test the authority



I. Best approach to discipline 1yr child.

- ✓ We must handle them very carefully and gently.



I. Best approach to discipline 1yr child.

✓ Win them by firm persistence but not by punishment.



I. Best approach to discipline 1yr child.

- ✓ Lead the child without being harsh or mean or gruff



2. My fourteen months old baby is very demanding. How to handle?



2. How to handle?

- ✓ Some babies will cry all the time



2. How to handle?

✓ Teaching him how to
make you change
the pattern



2. How to handle?

✓ Turn him into a self-disciplined, well-adjusted and productive adult



2. How to handle?

✓ Crying is the only way the baby can alert parents. only later, they learn to use. We must not let it succeed.



3. Truly, the Toddler is a Tiger – but a precious one.



3. Toddler is a Tiger – but a precious one.

- ✓ A Toddler is the most hardnosed opponent of law and order



3. Toddler is a Tiger – but a precious one.

- ✓ He honestly believes that the universe circles around him.



3. Toddler is a Tiger – but a precious one.

- ✓ Children between fifteen and thirty-six months of age do not want to be restricted.



3. Toddler is a Tiger – but a precious one.

✓ They want to play with everything in reach.



4. When misbehaviour occurs?

4. When misbehaviour occurs?

- ✓ First determine the Child's intent his feelings and his thoughts.



4. When misbehaviour occurs?

- ✓ If the child is silly in the living room and fall into the table etc.



4. When misbehaviour occurs?

- ✓ There are acts of childish irresponsibility and should be handled



4. When misbehaviour occurs?

- ✓ When a child screams obscenity at his mother or stamps his foot and tells her to shut up, something very different is going on.



4. When misbehaviour occurs?

- ✓ Your obligations is to look first at the issue of respect.



5. Instead of disciplining too much is there any other way to encourage children to co-operate.



5. Encourage children to co-operate.

- ✓ Spend time with them before disciplinary problem



5. Encourage children to co-operate.

✓ When love and closeness happen, kids are not as tempted to challenge and test the limits.



How to discipline at the age of 5 and above.

1. Define the boundaries before they are enforcing.



1. Define boundaries before they enforcing

- ✓ Establish reasonable expectations and boundaries in advance.

1. Define boundaries before they enforcing

- ✓ The child should know what is not acceptable behaviour before he is held responsible for those rules.

2. When defiantly challenged, respond with confident decisiveness



2. Challenged? Respond with Confident

- ✓ Will assault the authority of their elders and challenge their right to lead.

2. Challenged? Respond with Confident

- ✓ Nothing is more destructive to parental leadership than for a mother or father to disintegrate during that struggle.

3. Distinguish between wilful defiance and childish irresponsibility



3. Distinguish between wilful defiance and childish irresponsibility

- ✓ Should not be punished for behaviour that is not wilfully defiant

3. Distinguish between wilful defiance and childish irresponsibility

✓ Childish irresponsibility is very different from wilful defiance.



4. Reassure and teach as soon as the confrontations is over



4. Reassure and teach as soon as the confrontations is over

- ✓ Hold her close and tell her of your love.



4. Reassure and teach as soon as the confrontations is over

- ✓ It is extremely important to pray with the child at that time.



5. Avoid impossible demands



5. Avoid impossible demands

- ✓ Be absolutely sure that your child is capable of delivering what you require.



6. Let love be your guide



Changing Discipline as your child grows up



Changing Discipline as your child grows up

- ✓ 0 – 7 months - no discipline just your love and touch
- ✓ 8 – 14months - gentle discipline say 'no' firmly
- ✓ 15-24months - mild slapping in bottom, permit to explore with safe objects.

Changing Discipline as your child grows up

- ✓ 2-3 yrs-Enjoy what they do make sure you show your love to them.
- ✓ 4-8 yrs-good attitudes should be taught, be a **ROLE MODEL**
- ✓ 9-12 yrs-less direct discipline, more independence, allow them to take responsibilities.

Protecting the Spirit



Protecting the Spirit

- ✓ Repair any damage as quickly as possible
- ✓ Teach respect and obedience



Disciplining Your Children

- ✓ Why We Need Discipline
- ✓ At what age should discipline?
- ✓ How to discipline at the age of zero and above.
- ✓ How to discipline at the age of 5 and above.
- ✓ Changing Discipline as your child grows up
- ✓ Protecting the Spirit

“Correct thy son,
and he shall give thee rest;
yea, he shall give delight
unto thy soul..”

Proverbs 29:17



Contact Us

Mrs. Gnanam Rajasingh

Mobile: +91 – 9884 354 602

gnanamrajasingh@gmail.com

Mr. Rajasingh

Mobile: +91 – 9382 720 809

rajasingh_1947@gmail.com

<http://shalomfamilymission.org/>